

2014 Program Report Card: Juvenile Probation – (Judicial Branch)

Quality of Life Result: Connecticut citizens live in safer communities. Connecticut children learn from their mistakes, and live in families that meet their needs and communities that support their success.

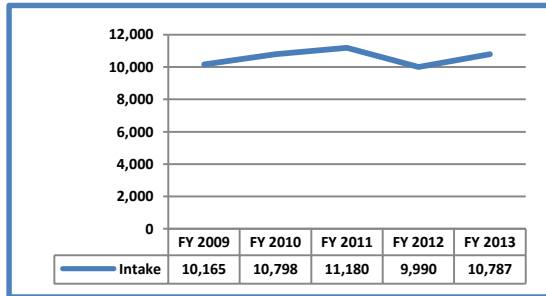
Contribution to the Result: The purpose of Juvenile Probation is to reduce the risk of recidivism by engaging juveniles and their families in meaningful services and ensuring compliance with court orders, all of which result in safer communities.

Program Expenditures	State Funding	Federal Funding	Other Funding	Total Funding
Actual FY 13	\$16,374,491	\$0	\$0	\$16,374,491
Estimated FY 14	\$16,900,000	\$0	\$0	\$16,900,000

Partners: Department of Children and Families, the Governor’s Office, General Assembly, Office of Policy and Management, State Department of Education, DMHAS, Office of Workforce Competitiveness, Public Defenders, Prosecutors, parents, parent and juvenile justice advocates, treatment providers, Youth Service Bureaus, Department of Correction, and universities

How Much Did We Do?

Juvenile Court Intake, FY 2006-FY2013

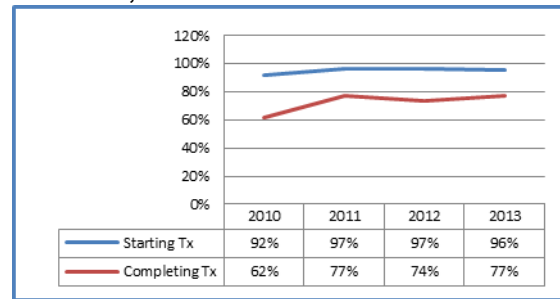


Story behind the baseline: Juvenile court intake in FY2013 (10,787) increased 6% from FY2009 when 16 and 17 yr.-olds were not in the JJ system. This slight increase despite full implementation of Raise the Age likely reflects the national trend of declining juvenile crime and is enhanced by increased CT diversion initiatives like local juvenile review boards and returned summons policy. Despite this increase, caseloads remain at levels allowing officers to focus on recidivism reduction strategies

Trend: ◀▶

How Well Did We Do It?

Juveniles Engaged in Criminogenic Need-based Treatment, 2009-2013

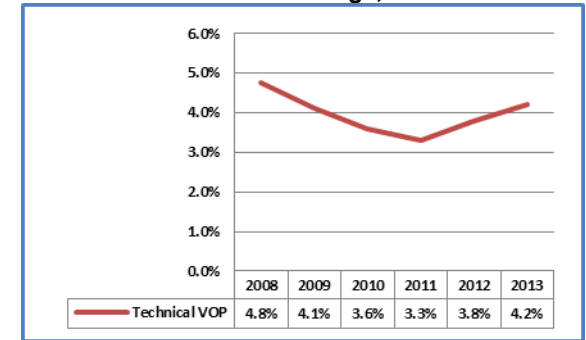


Story behind the baseline: Juvenile probation officers are required to refer to treatment and services to address criminogenic needs. This measure shows the extent to which juveniles start and complete treatment. Research shows that completion of targeted treatment is connected to lower recidivism rates. The positive trend in this area is a reflection of consistent identification and attention to the criminogenic needs of juveniles. The trend shows a consistent high level performance in this area.

Trend: ◀▶

How Well Did We Do It?

Technical Violation Percentage, 2007-2013



Story behind the baseline: Take Into Custody Orders or Warrants can be issued when is a technical violation of probation orders occurs. Declines in past years are impacted by the increased number of older clients coming in the system. In July 2012, 17 yr.- olds entered the JJ system. Juvenile Probation Officers employ a system of graduated incentives and sanctions, including more contact, additional treatment, or electronic monitoring, prior to seeking a Take Into Custody Order.

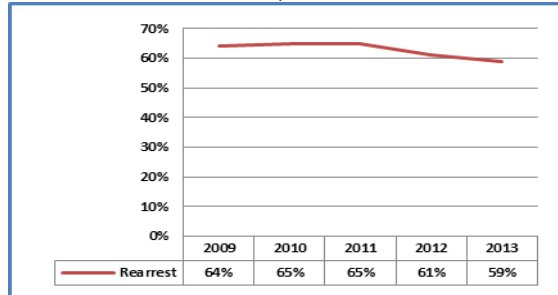
Trend: ▼

2014 Program Report Card: Juvenile Probation – (Judicial Branch)

Quality of Life Result: Connecticut citizens live in safer communities. Connecticut children learn from their mistakes, and live in families that meet their needs and communities that support their success.

Is Anyone Better Off?

24-Month Rearrest Rate, 2008-2013

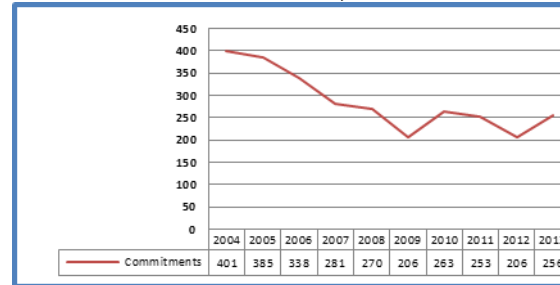


Story behind the baseline: This performance measure examines the rate of re-arrest (recidivism) at 24-months after the start of a period of probation or supervision. For example, 64 percent of the juveniles placed on probation or supervision in 2009 were re-arrested by the time their 24-month follow up period ended in 2011. This trend has been fairly steady over prior years but showed a 4% decline in 2012 falling to 61% and an additional 2% decline in 2013. It is important to note that the 2012 figure includes the first cohort of 16-year olds served in the juvenile justice system.

Trend: ▲

Is Anyone Better Off?

Juveniles Committed to DCF, 1999-2013



Story behind the baseline: Juveniles committed to either long-term residential placement or to incarceration at the Connecticut Juvenile Training School have steadily decreased. From 2004 to 2011, commitments fell 36 percent. Even with full implementation of Raise the Age, the number of commitments remain well below historical highs. The continued reliance on the use of Case Review Teams over the past several years has contributed significantly to serving more high-risk juveniles in more cost-effective community settings.

Trend: ▲

Proposed Actions to Turn the Curve:

- Creation of Child Youth and Family Support Centers which will receive all Family with Service Needs clients referred to the Court. This will divert all FWSN cases away from the Court and into community-based services.
- Continued partnership with DCF to create early intervention strategies for juveniles 12 yrs. and under identified with greater risk for further delinquency or Out-of-Home Placement. The focus is on the identification of the child's and families' challenges/strengths to employ interventions designed to prevent recidivism and the child's further penetration into the Juvenile Justice system.
- Implementation of an MOU with the Department of Children and Families to address trauma experienced by children and youth referred to the Court for delinquent and FWSN behaviors by referral to community based treatment centers.
- Enhancements and revalidation of assessments used to determine the risk and needs of children and youth referred to the Court. The new assessments will include trauma and substance abuse screening.
- Enhanced quality assurance procedures to ensure the quality of client contacts as well as case planning for children and their families.

Data Development Agenda:

Developing a data collaborative with education systems to track long-term education outcomes